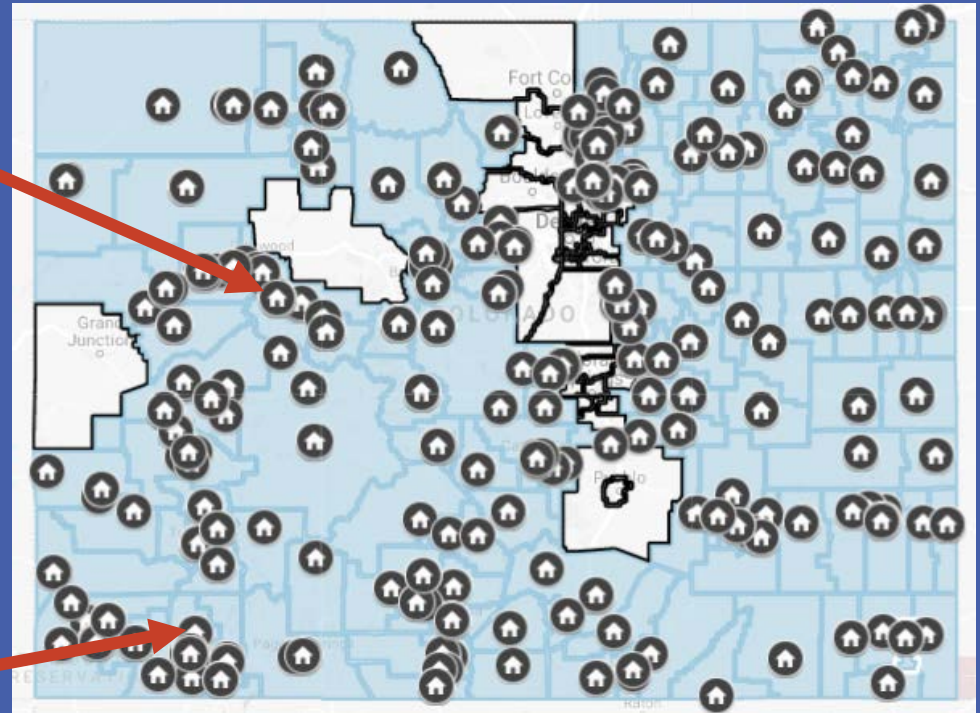




Colorado Rural Schools

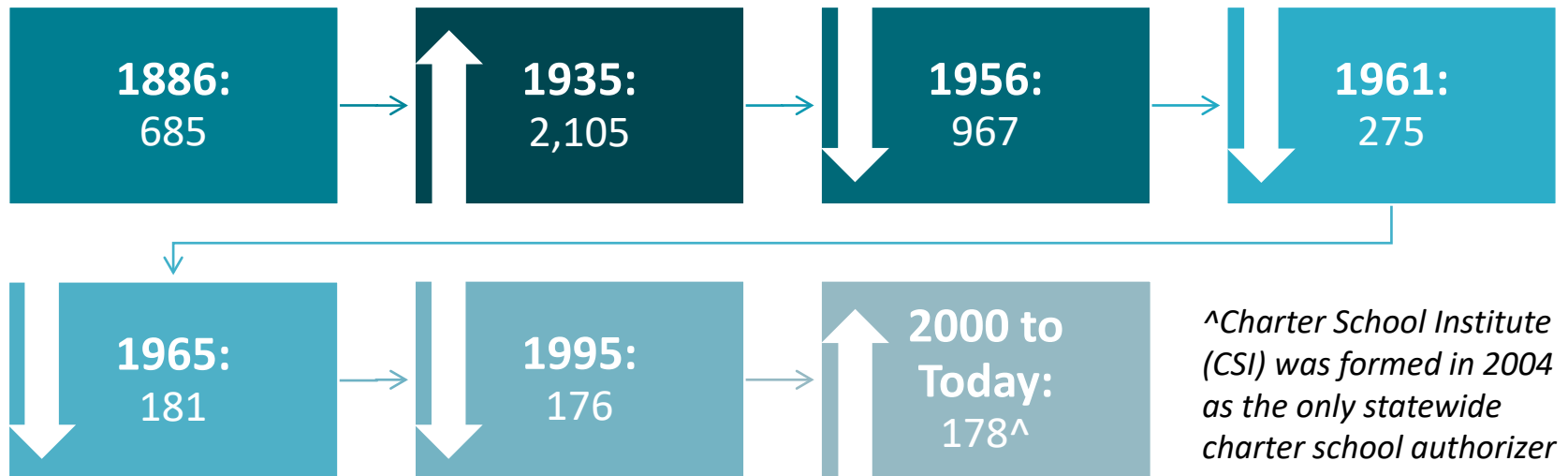


Explore this map here: <https://tinyurl.com/RuralSchoolsCO>



Brief History

Number of School Districts in Colorado Over Time

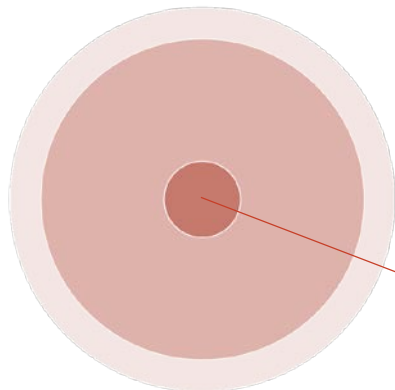


- In 1886, ten years after Colorado became a state, most school districts contained only one school
- From 1956 to 1965, Colorado's most extensive school reorganization occurred – mostly for financial reasons
- Since 2000, 178 school districts operate in Colorado
 - 146 of these districts are rural or small rural



Exclusive Chartering Authority

- In Colorado, charter schools can be authorized by school districts or the Charter School Institute (CSI)
- Districts can be granted Exclusive Chartering Authority (ECA) by the State Board of Education
 - ECA limits the ability of CSI to authorize charter schools in Colorado



178 school districts exist in Colorado

172 school districts retain exclusive chartering authority

45 school districts authorize one or more charter schools



Rural and Small Rural Facts



82% of school districts are rural or small rural.



Rural areas make up 15% of total state enrollment.



Charters represent 14% of total state enrollment.

Rural & Small Rural in Colorado

Students Served in Rural Areas

Rural & Small Rural Charter Schools

In Colorado,

Rural districts have less than 6,500 students.

There are 39 rural districts.

Small rural districts have less than 1,000 students.

There are 107 small rural districts.

CSI authorizes schools in 6 of these districts.

135,000 PK-12 students are served in rural areas.

- 95,000 are from the 266 rural district-run schools
- 38,000 are from the 260 small rural district-run schools
- 1,500 are from 8 CSI schools.

Rural area charters represent 5% of charter enrollment.

There are more than 6,500 students enrolled in the 34 rural area charters.

CSI schools represent 22% of rural charter enrollment and 15% of total state charter enrollment.



Enrollment Trends

- In rural areas,
 - Enrollment has increased by 3% over the past ten years
 - Charter enrollment has outpaced non-charter enrollment growth
 - Over the past 3 years, enrollment growth has slowed in both the charter sector and non-charter sector
- In non-rural areas, similar trends are seen – with an 11% increase in overall enrollment.





CSI in Rural & Remote Areas

Rural & Small Rural Schools	Model	Grades Served	District Size	Student Count
Animas High School	Project-based learning	9-12	5,419	252
Frontier Charter Academy	Core Knowledge	K-8	467	18
Indian Peaks Charter School	Expeditionary	K-8	1,358	18
Mountain Middle School	Project-based learning	4-8	5,419	251
Mountain Village Montessori Charter School	Montessori	PK-8	2,674	134
Ross Montessori School	Montessori	K-8	5,687	292
Salida Montessori Charter School	Montessori	PK-8	1,265	87
Two Rivers Community School	Place Based	K-8	5,687	350

Remote (far from metro-area) Schools	Model	Grades Served	District Size	Student Count
Caprock Academy	Core Knowledge	K-12	22,082	845
Monument View Montessori Charter School	Montessori	PK-4	22,082	30
Stone Creek Charter School	Core Knowledge	K-8	6,874	327



CSI in Rural & Remote Areas

Rural & Small Rural Schools	Model	Grades Served	District Size	Student Count
Animas High School	Project-based learning	9-12	5,419	252
Frontier Charter Academy	Core Knowledge	K-8	467	18
Indian Peaks Charter School	Expeditionary	K-8	1,358	18
Mountain Middle School	Project-based learning	4-8	5,419	251
Mountain Village Montessori Charter School	Montessori	PK-8	2,674	134
Ross Montessori School	Montessori	K-8	5,687	292
Salida Montessori Charter School	Montessori	PK-8	1,265	87
Two Rivers Community School	Place Based	K-8	5,687	350

Remote (far from metro-area) Schools	Model	Grades Served	District Size	Student Count
Caprock Academy	Core Knowledge	K-12	22,082	845
Monument View Montessori Charter School	Montessori	PK-4	22,082	30
Stone Creek Charter School	Core Knowledge	K-8	6,874	327