

The background of the entire image is a light teal color with a sunburst pattern of thin, radiating lines emanating from the top left corner.

**GATEWAYS
TO IMPACT**



**2019 NACSA
LEADERSHIP CONFERENCE**



Understanding Enrollment
Estimates & Charter Viability
During Charter Reviews &
Pre-opening

Introductions & Authorizer Context

Tom McMillen

Jefferson County
School District
Colorado

District authorizer

Dr. Corey Loomis

Riverside County
Office of Education
California

County authorizer

Janet Dinnen

Colorado Charter
School Institute
Colorado

State authorizer

Burning Questions



Schools open, but where are the kids? Enrollment continues to slide in Buffalo Niagara

By Jay Rey

Published September 4, 2019 | Update


Report: 10,000 Austin-area students on charter schools' wait lists

Why these Denver charter schools are closing or delaying opening

BY MELANIE ASMAR - MAY 4, 2018 - UPDATED MAY 22, 2018



PHOTO: Phil Roeder/Creative Commons



▲ HIDE CAPTION

z, 6, practices his handwriting at Austin Achieve charter school this past August. Texas Charter Schools
id this week that more than 25,000 students enrolled in an Austin-area charter school this school year. LIAY

What strategies can authorizers use to better:

- evaluate how realistic enrollment projections are during the charter review process, and
- monitor and address lower than anticipated enrollment during pre-opening

Authorizer Actions

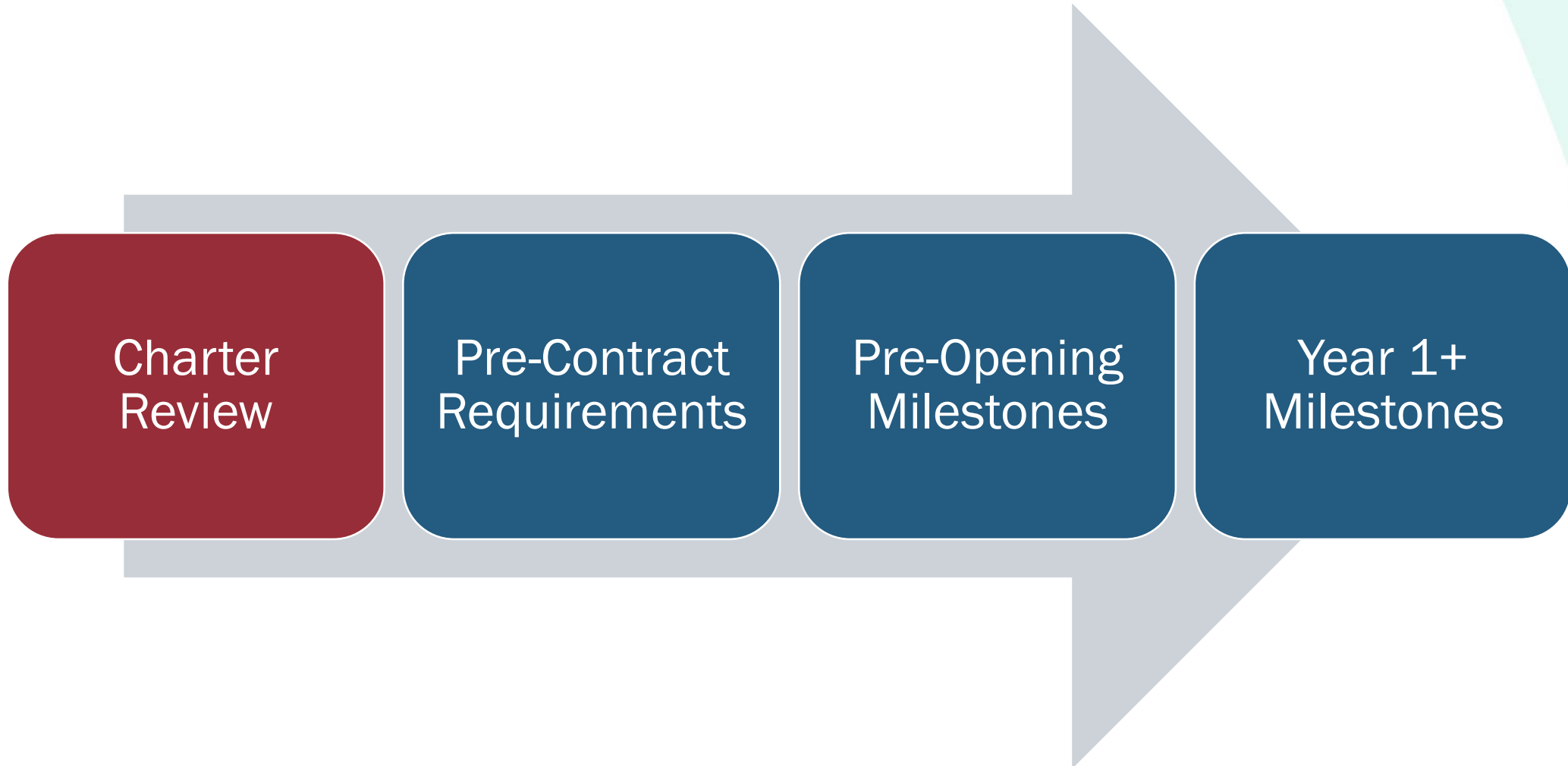
Charter
Review

Pre-Contract
Requirements

Pre-Opening
Milestones

Year 1+
Milestones

Authorizer Actions



During Charter Review

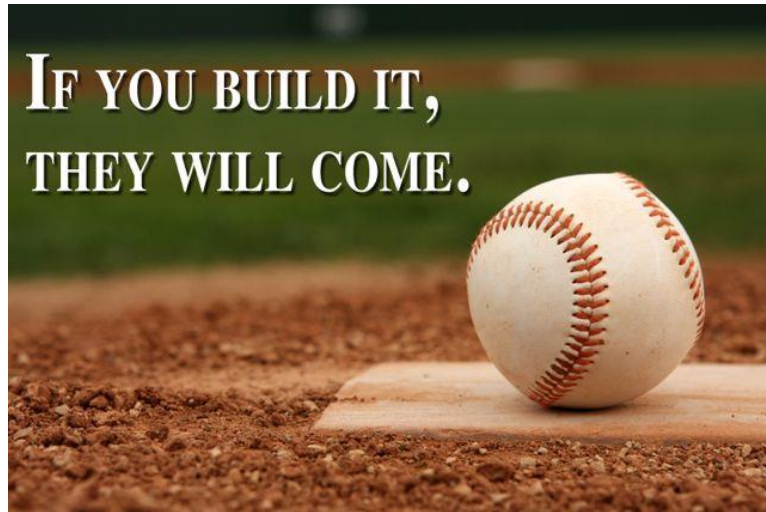
Generally bound by:

- Statutory requirements
- Application/rubric expectations

Authorizer opportunities:

- Application/rubric expectations
- Community-based external reviewer
- Outside analysis

Evidence of Need & Support

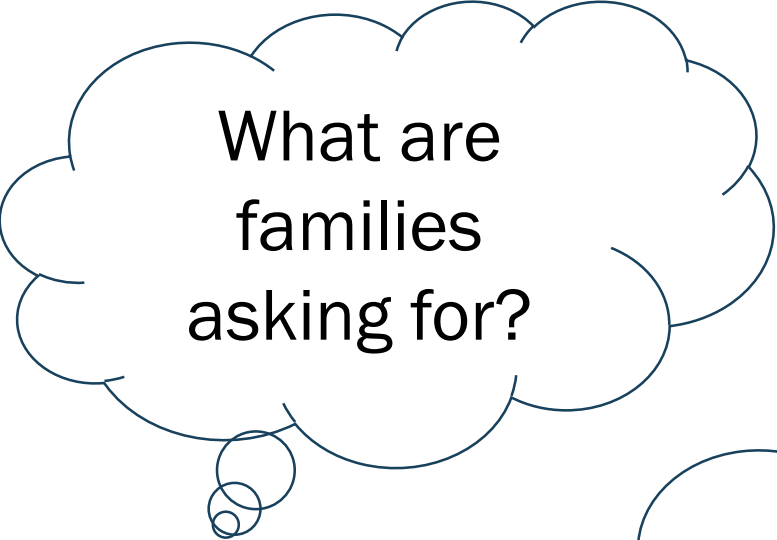


VS.

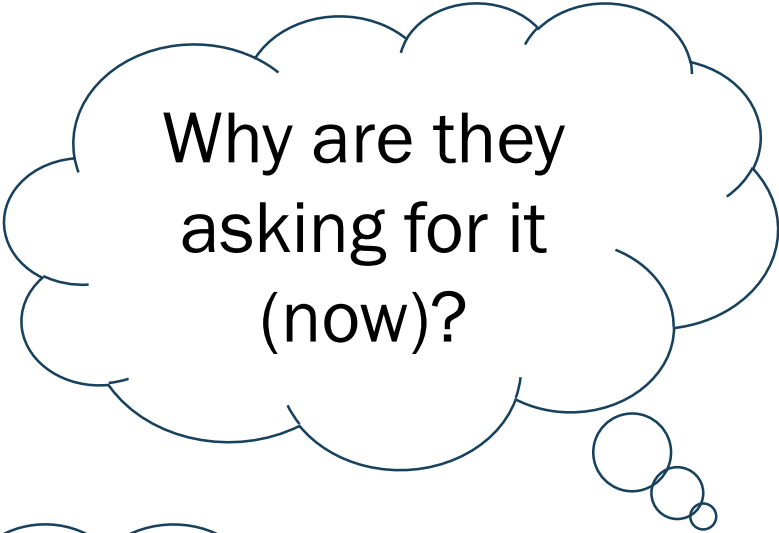


But what data?

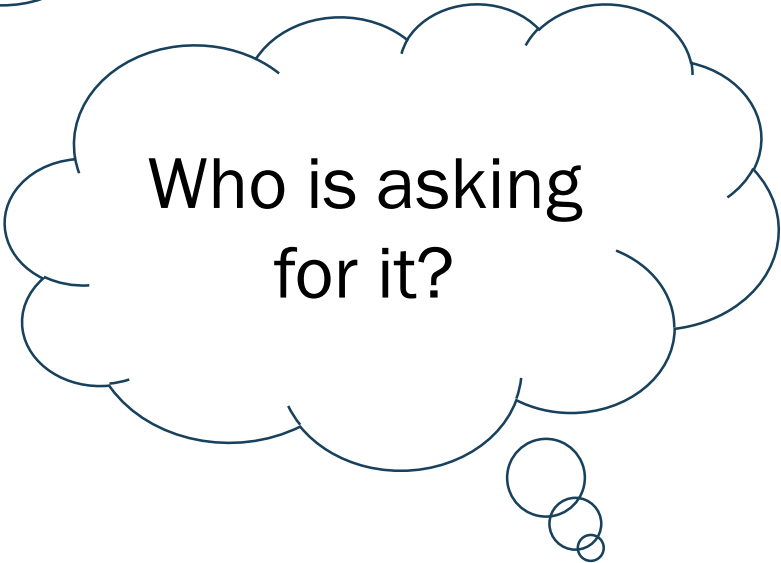
Community Narrative



What are families asking for?



Why are they asking for it (now)?



Who is asking for it?

Education Landscape

What offerings
and school
options currently
exist?


What changes to
educational
offerings are
expected?

To what extent are
current offerings meeting
the community need?

Regional Landscape

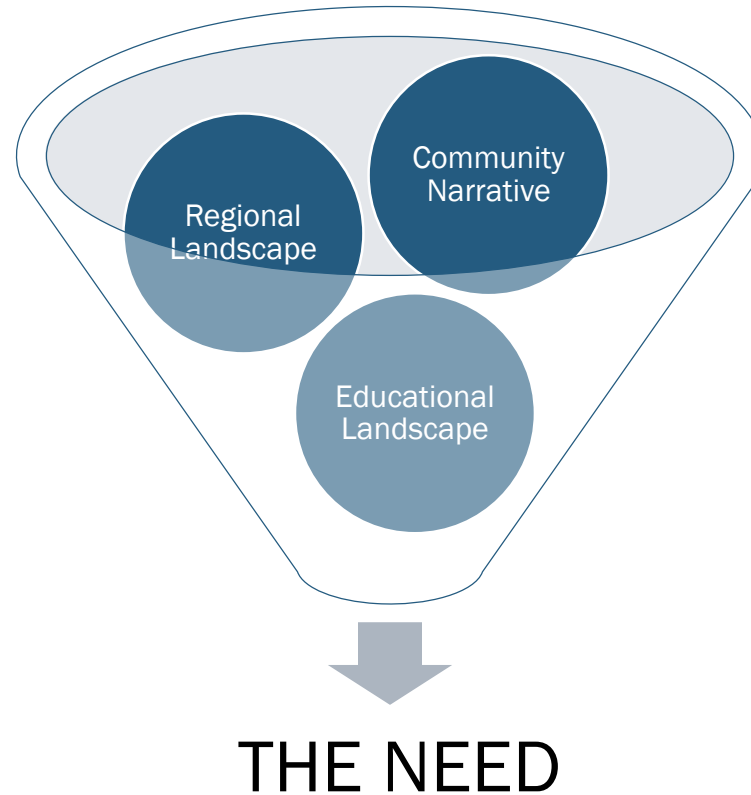


What are the population trends?



What are housing and job trends?

Synthesize the Data

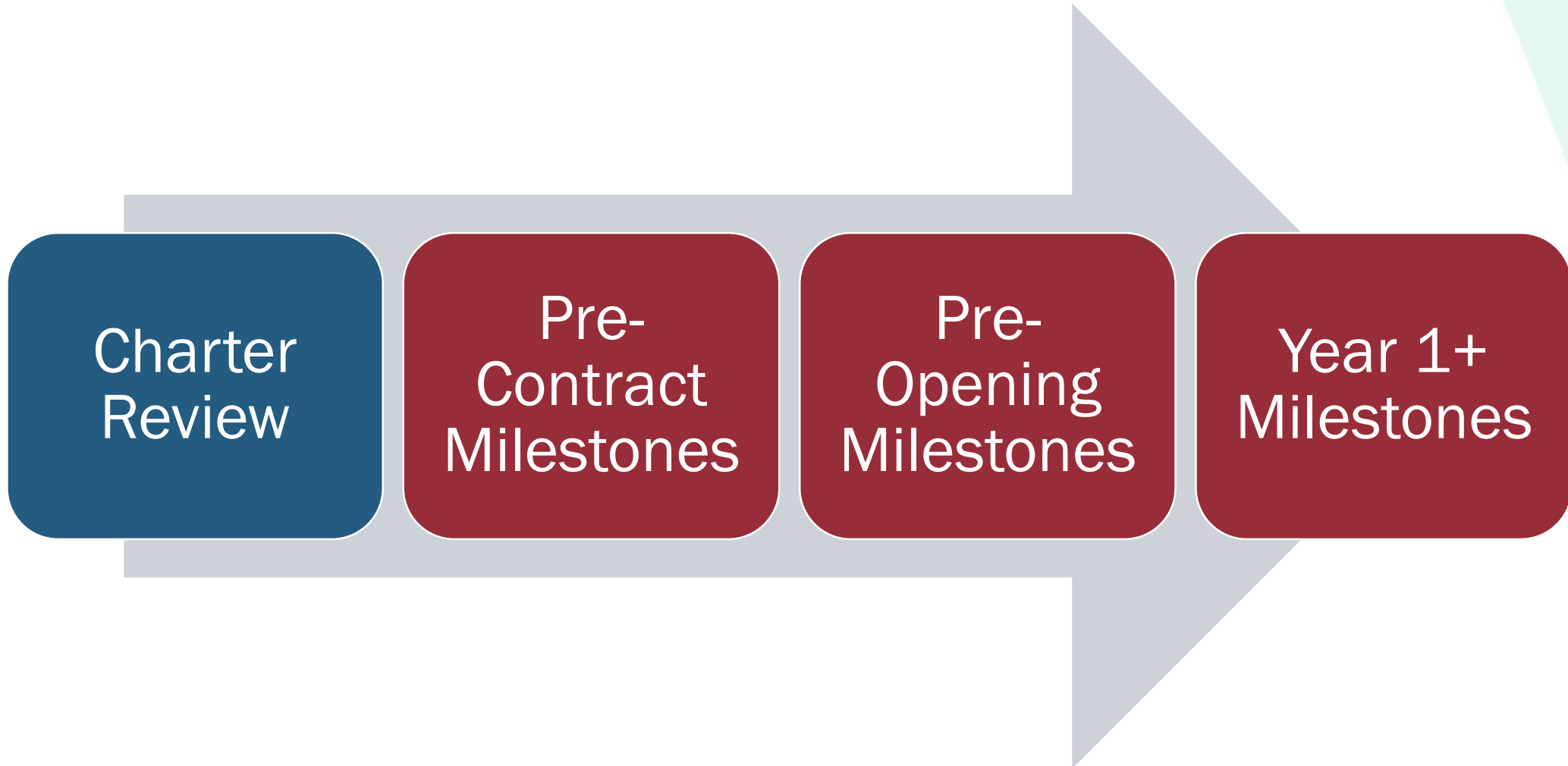




Some notes about evidence of support...

- Quantity and quality
- Trust but verify

Authorizer Actions



Milestone Considerations

- Timing/domino effects
- Authorizer opportunities for action

Scenarios

A stylized arch logo consisting of two concentric lines, one dark blue and one white, forming a semi-circle.

GATEWAYS TO IMPACT



Questions?

Thank you!

Contact Information:

Tom McMillen

tom.mcmillen@jeffco.k12.co.us

Dr. Corey Loomis

cloomis@rcoe.us

Janet Dinnen

janetdinnen@csi.state.co.us