

CSI Market Analysis

POUDRE SCHOOL DISTRICT



COLORADO CHARTER SCHOOL INSTITUTE

Contents

Report Context	3
Population Characteristics	4
Enrollment	5
Choice Into and Out of PSD	7
Charter Schools and Home-Based Education	9
Population Estimates	10
School Maps	11

Report Context

Much of this report was compiled with the resources found in Cooperative Strategies' Enrollment Projections Report for Poudre School District (found here: <https://tinyurl.com/y9vfuhnm>), as well as enrollment data pulled from the Colorado Department of Education and population data compiled from the American Community Survey and U.S. Census Bureau.

General Information about Poudre School District

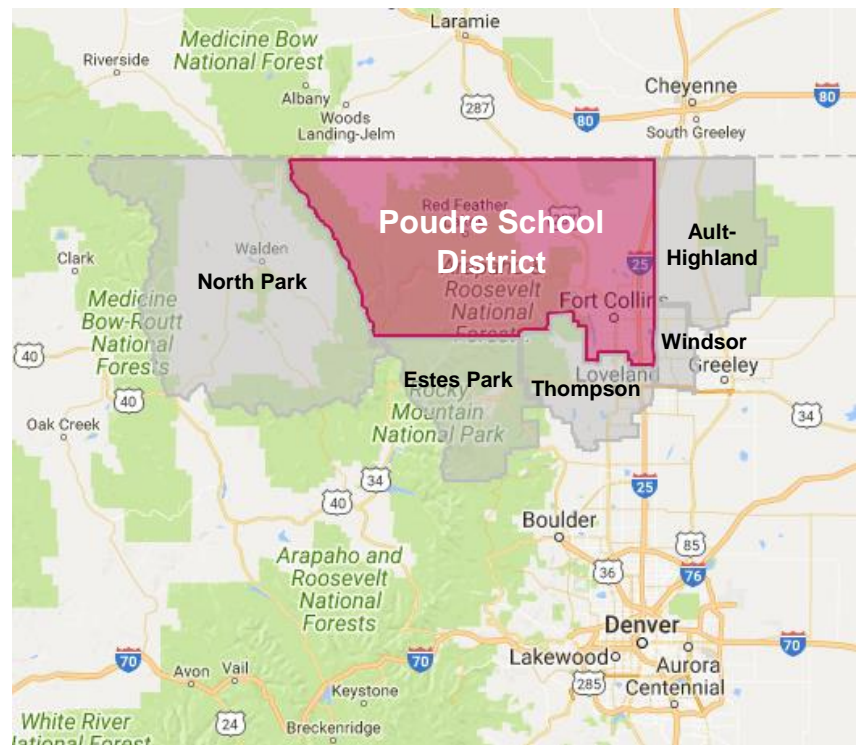
Poudre School District (PSD) is located in Larimer County, in the north central region of the state. The city of Fort Collins is the major metropolitan area located in PSD, but there are also schools located in the towns of Bellvue, Laporte, Livermore, Red Feather Lakes, Timnath, and Wellington. The map below shows the geographic boundaries of the PSD (outlined in red).

Map of PSD and Surrounding Districts

Poudre covers 1,863 square miles of the northernmost area of the state, from the Fort Collins area to the border of Wyoming.

Larimer County school districts are Poudre, Estes Park, and Thompson. Weld County includes Windsor and Ault-Highland. Jackson County includes North Park.

Population characteristics and enrollment information is on the coming pages.



There are a total of 57 schools* within PSD, including four schools authorized by the Colorado Charter School Institute (CSI), five charter schools authorized by PSD, two Alternative Education Campuses (AECs), and one homeschool program that has its own school code. **Appendix A** has the full list of school choices in PSD.

*In Colorado, the number of schools is calculated according to the number of school codes associated with each contract. School codes are assigned, upon requests of the authorizer, as a school begins operating.

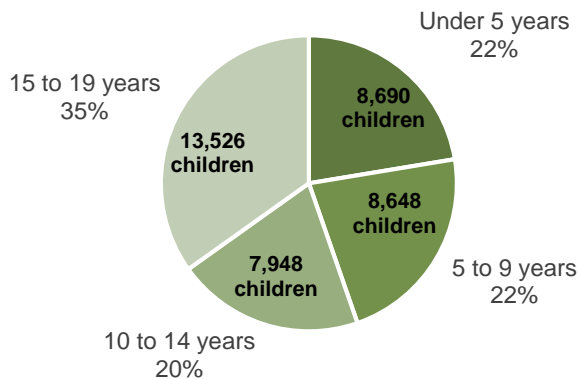
Population Characteristics

School Aged Children

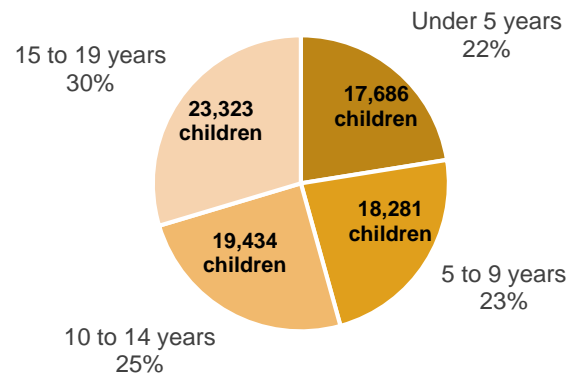
The below information captures the number and percent of school aged children in the city of Fort Collins and Larimer County. The most recent data available is from the American Community Survey (ACS), which is collected and released by the U.S. Census Bureau. This dataset was released in 2016 and includes summarized responses from 2011, 2012, 2013, 2014, and 2015 for the city of Fort Collins and Larimer County.

The 2016 ACS found that, of the school aged children in the city of Fort Collins, the largest percentage (35%) are 15 to 19 years of age. 22% are 5 to 9 years of age, 22% are under 5 years of age, and 20% are 10 to 14 years of age. All three schools authorized by CSI are in the city of Fort Collins. Results for Larimer County found that the largest percentage (30%) of school aged children were 15 to 19 years of age, followed by 25% in the 10 to 14 year age range, 23% in the 5 to 9 year age range, and 22% under 5 years old. Larimer County has a larger proportion of children 10 to 14 years of age than the city of Fort Collins.

School Aged Children in Fort Collins (2016 ACS)








School Aged Children in Larimer County (2016 ACS)








The U.S. Census Bureau releases their results every ten years. The table below lists the results for school aged children from the last two censuses (from the year 2000 and the year 2010) and the results from the American Community Survey in 2016.

School Aged Children Over Time in Fort Collins

School Aged Children	2000 Census	2010 Census	2016 ACS	Trend
Under 5 years	7,001	8,251	8,690	
5 to 9 years	7,047	8,097	8,648	
10 to 14 years	7,317	7,645	7,948	
15 to 19 years	11,305	13,073	13,526	
Total	32,670	37,066	38,812	

School Aged Children Over Time in Larimer

School Aged Children	2000 Census	2010 Census	2016 ACS	Trend
Under 5 years	15,261	17,554	17,686	
5 to 9 years	16,480	18,018	18,281	
10 to 14 years	17,742	17,550	19,434	
15 to 19 years	20,528	22,754	23,323	
Total	70,011	75,876	78,724	

These results show that the population of school aged children in Fort Collins and Larimer County has continually increased. The largest increase in population for Fort Collins is the high school age range (15 to 19 years old), from 11,305 in 2000 to 13,526 in 2016 (19.5%). The largest jump in population from 2000 to 2016 for Larimer County is also the high school age range, from 20,528 children to 23,323 (13.6%). When viewing results from the 2010 census to the 2016 ACS, there is a substantial increase for children 10 to 14 years old in Larimer County, a difference of 1,884 students. This is the largest jump in population between 2010 and 2016 for either Fort Collins or Larimer County.

Enrollment

Total Student Enrollment over Time

The number of students attending PSD has increased by 5% over the past five years (from 29,053 students in 2014-15 to 30,463 students in 2018-19). For schools authorized by CSI in Poudre, student enrollment has increased 60% over the past five years. Much of this increase is accounted for by Colorado Early Colleges – Fort Collins (CEC-FC). CEC-FC opened in 2012-13 and has seen a 1667% increase in enrollment from 2014-15 to 2018-19. Both Academy of Arts & Knowledge in Fort Collins (opened in 2006-07) and the third school authorized by CSI in Poudre, Global Village Academy – Fort Collins (opened in 2013-14), have seen decreases in enrollment over the past five years. The fourth school authorized by CSI in Poudre, Axis International Academy, is opening for the 2019-20 school year.

Adjacent school districts to Poudre overall have seen a 5% increase in enrollment over the past five years. The surrounding districts in Weld County have seen the largest increases in student enrollment, with Ault-Highland seeing a 23% increase and Windsor seeing a 33% increase. Thompson, in Larimer County to the south of Poudre, has seen relatively flat growth over the past five years, with a consistent enrollment size of around 16,000 students. The only surrounding districts that did not see an increase in enrollment is Estes Park, a small district in Larimer County (with a decrease of 37%) and North Park, a rural district in Jackson County (with a decrease of 3%). Total enrollment values can be seen in the table below.





Surrounding Districts Student Enrollment

School District Name	County Name	2014-2015	2015-2016	2016-2017	2017-2018	2017-2018	5-Year Percent Change
North Park	Jackson	190	197	192	186	184	-3.2%
Estes Park	Larimer	1,778	1,760	1,837	1,871	1,129	-36.5%
Poudre	Larimer	29,053	29,527	29,682	30,019	30,463	4.9%
Schools authorized by CSI in Poudre	-	1,085	1,330	1,488	1,599	1,740	60.4%
Thompson	Larimer	16,133	16,043	16,280	16,278	16,181	0.3%
Ault-Highland	Weld	761	829	853	912	935	22.9%
Windsor	Weld	5,102	5,524	6,034	6,300	6,785	33.0%

Enrollment by Grade Level over Time

Student enrollment for PSD schools has increased overall and at every grade level.





PSD Student Enrollment by Grade Levels

Grade	2014-2015	2015-2016	2016-2017	2017-2018	2018-2019	Trend	5-Year Percent Change
PK-5	14,179	14,333	14,345	14,380	14,441		1.8%
6-8	6,653	6,708	6,847	6,977	7,104		6.8%
9-12	8,221	8,486	8,490	8,662	8,918		8.5%
Total	29,053	29,527	29,682	30,019	30,463		4.9%

The largest increase in student enrollment is for 9th through 12th grades, with an almost 9% increase. The lowest increase in student enrollment is for elementary grades Pre-Kindergarten through 5th, with a 2% increase over the past five years. When looking at elementary change over the past 3 years (from 2016-17 to 2018-19), change is flat, with only a 0.7% increase. Middle school grade levels have seen a 7% increase over the past five years, and a 4% increase in the past three years.

For schools authorized by CSI in Poudre, school enrollment has increased for middle and high school grades, but has decreased at the elementary level.

Schools Authorized by CSI in Poudre Student Enrollment by Grade Levels

Grade	2014-2015	2015-2016*	2016-2017	2017-2018	2018-2019	Trend	5-Year Percent Change
PK-5	565	559	549	470	385		-31.9%
6-8	12	173	233	295	351		2825.0%
9-12	508	598	706	834	1,004		97.6%
Total	1,085	1,330	1,488	1,599	1,740		60.4%

*CEC-FC added a middle school this year.

Student enrollment for elementary grade levels in school authorized by CSI in Poudre decreased by 32% over the past five years. Elementary enrollment was relatively flat from 2014-15 to 2016-17 and has steadily decreased since then. Both schools with elementary grades authorized by CSI in Poudre have seen decreases in overall enrollment (shown in more detail on page 10).

The largest increase in student enrollment is for 6th through 8th grades (from 12 students in 2014-15 to 351 in 2017-18, 2825%). This increase is largely due to the addition of middle school grades at CEC-FC in the 2015-16 school year. Previously, the only school authorized by CSI in Poudre with a middle school was Global Village Academy – Fort Collins. Global Village Academy – Fort Collins is closing after the 2018-19 school year.

High school grade levels mirror the overall results with a 98% increase in student enrollment and a consistent increase in enrollment over the past three years.

Appendix A shows 2017-18 enrollment values for every school. Axis International Academy is opening for the 2019-20 school year so they do not have enrollment values included in these tables.

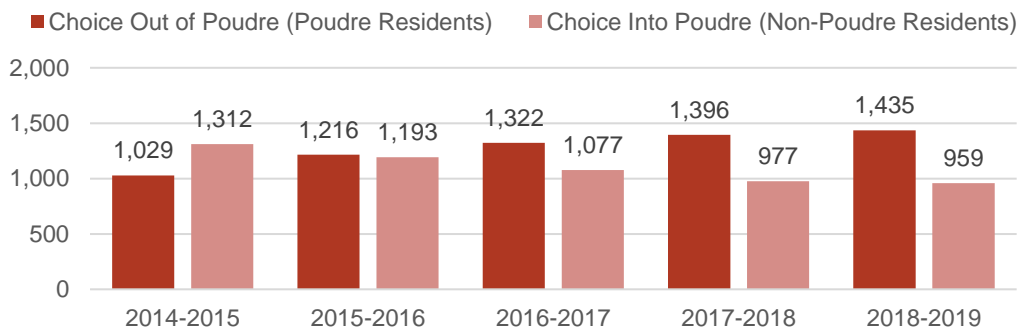
Choice Into and Out of PSD

PSD Choice

The number of students who live in Poudre and choice out of PSD has increased from 1,029 students in 2014-15 to 1,435 in 2018-19, a choice out increase of 40% (these values include those students choosing into schools authorized by CSI in Poudre). The number of students who live outside of Poudre and choice into PSD has decreased from 1,312 students in 2014-15 to 959 students in 2018-19, a choice in decrease of 27%.

The below chart lists all Poudre residents choosing out of PSD (dark red) and non-Poudre residents choosing into PSD (light red) for the past five years.

Poudre Choice In and Choice Out by Number of PK-12 Students

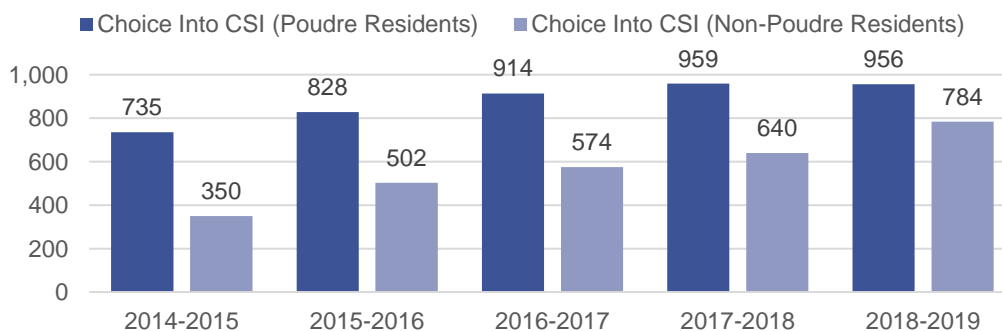


Choice Into Schools Authorized by CSI in Poudre

The number of students who live in Poudre and choice into schools authorized by CSI in Poudre has increased from 735 students in 2014-15 to 956 students in 2018-19, a choice in increase of 30%. The number of students who live outside of Poudre and choice into schools authorized by CSI in Poudre has also increased from 350 students in 2014-15 to 784 students in 2018-19, a choice in increase of 124%.

The below chart lists all students choosing into schools authorized by CSI in Poudre by Poudre residents (dark blue) and non-Poudre residents (light blue) for the past five years.

Choosing Into CSI Poudre Schools by Number of PK-12 Students



WHAT DOES "CHOICE" MEAN IN THIS CONTEXT?

These values show Poudre and non-Poudre residents who attend *any* school, including charters or non-charters. Below is an explanation of each group on the graphs:

Choice Out of PSD: Poudre residents that choose to attend *any* non-PSD school, including schools authorized by CSI in Poudre.

Choice Into PSD: Non-Poudre residents that choose to attend *any* PSD school over a school in their local district.

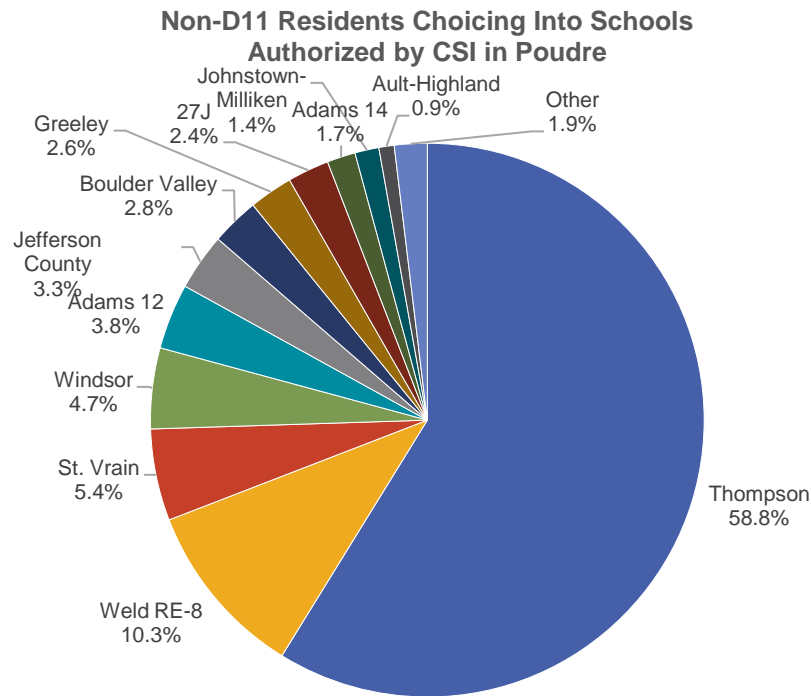
Choice Into CSI: Poudre and non-Poudre residents that choose to attend schools authorized by CSI in Poudre over their local district schools.

The four schools authorized by CSI in Poudre are:

- Academy of Arts & Knowledge (opened in 2006-07)
- Axis International Academy (opening in 2019-20)
- Colorado Early Colleges – Fort Collins (opened in 2012-13), &
- Global Village Academy – Fort Collins (opened in 2013-14, closing after the 2018-19 school year).

Non-Poudre Residents Choicing Into Schools Authorized by CSI in Poudre

The non-Poudre residents that are choicing into schools authorized by CSI in Poudre (light blue bar on the graph on the previous page) come from the following school districts in 2018-19:



Pie Chart of Non-Poudre Residents Choicing Into CSI (N=784)

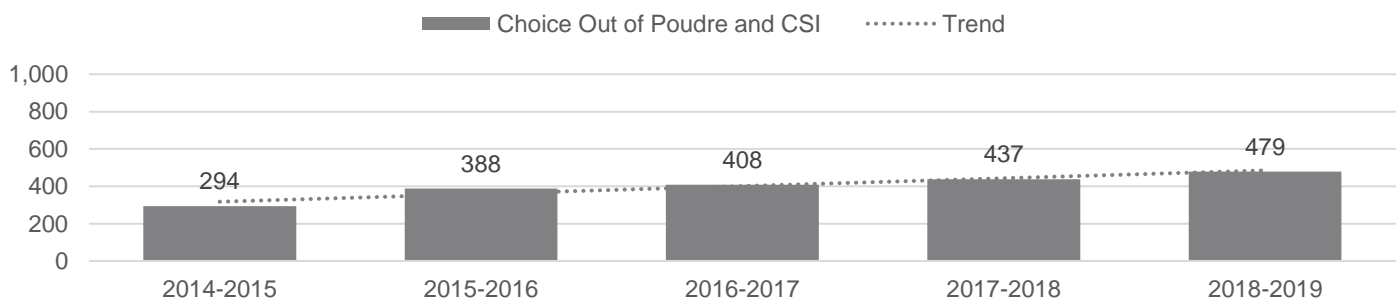
The largest percent of non-Poudre residents attending schools authorized by CSI in Poudre come from Thompson School District (60%). Thompson is located in Larimer County and is adjacent to PSD. St. Vrain is directly to the south of Thompson and accounts for 5% of students. Windsor is adjacent to PSD in Weld County and accounts for 5% of this population.

36% of non-Poudre residents choicing into CSI come from non-adjacent school districts, including 10% from Weld RE-8. CEC-FC enrolls many of these students. CEC-FC opened a satellite campus in Westminster (Adams 12) in the 2018-19 school year to better serve these students.

Choice Out of PSD and CSI

The previous page showed how a growing number of Poudre residents are choicing out of PSD and, at the same time, a growing number of Poudre residents are choicing into schools authorized by CSI in Poudre. The chart below shows the population of Poudre residents that choose to attend neither PSD schools nor schools authorized by CSI in Poudre.

Choice Out of PSD and Schools Authorized by CSI in Poudre by Number of PK-12 Students



The values above show a 63% increase over the past five years of Poudre residents choosing schools outside of the district in which they live, an increase from 294 students in 2014-15 to 479 students in 2018-19.

Choice Districts

Below are the top five districts for each of the past five years that Poudre residents are choosing to attend, instead of attending a Poudre school or Schools authorized by CSI in Poudre. This list is ordered from the greatest to least. Values in the parentheses are total n counts, by number of PK-12 students.

Top Five Districts Poudre Residents are Choosing to Attend, (n)=Total PK-12 students

Rank	2014-2015	2015-2016	2016-2017	2017-2018	2018-2019
1	Windsor (87)	Windsor (118)	Windsor (109)	Thompson (123)	Thompson (124)
2	Thompson (68)	Thompson (68)	Thompson (85)	Windsor (98)	Windsor (99)
3	Greeley (40)	Greeley (51)	Greeley (59)	Greeley (47)	Dig. BOCES (54)
4	Byers (29)	Dig. BOCES (39)	Dig. BOCES (50)	Dig. BOCES (39)	Greeley (49)
5	Mapleton (14)	Mapleton (38)	Mapleton (33)	Byers (38)	Byers (46)


The largest percentage of Poudre residents attending schools outside of Poudre geographic boundaries are attending Windsor or Thompson schools consistently each year. The next largest percentages were both Colorado Digital BOCES and Greeley school districts.

Charter Schools and Home-Based Education

Charter Schools in Poudre

There are five charter schools authorized by PSD. Below is a list of all five charter schools and their enrollment over time:




PSD Charter School Enrollment

School Name	Grades Served	2014-2015	2015-2016	2016-2017	2017-2018	2018-2019	Trend	5-Year Percent Change	2018 School Performance Rating	State %ile
Compass Community Collaborative	MH	--	--	--	--	152		--	--	--
Fort Collins Montessori	E	63	83	117	133	133		111.1%	Performance	67.5
Liberty Commons School	EMH	1,074	1,101	1,128	1,148	1,142		6.3%	Distinction	93.5
Mountain Sage Community School	EM	203	232	268	270	313		54.2%	Distinction	79.3
Ridgeview Classical Academy	EMH	795	789	774	692	703		-11.6%	Distinction	84.2

Four PSD charter schools have an elementary school, four have a middle school, and three have a high school. As a whole, charter schools authorized by PSD have seen a 14% increase in enrollment since 2014-15. All schools are rated Performance, the highest rating given by the state. Under the CSI rating system, three out of four would be Distinction. All PSD charter schools are located in the city of Fort Collins.

Listed below are the four schools authorized by CSI in Poudre.

CSI Poudre Schools Enrollment


School Name	Grades Served	2014-2015	2015-2016	2016-2017	2017-2018	2018-2019	Trend	5-Year Percent Change	2018 School Performance Rating	State %ile
Academy of Arts & Knowledge	E	251	255	211	231	208		-17.1%	Performance	67.1
Axis International Academy	E	--	--	--	--	--	--	--	--	--
Colorado Early Colleges - Fort Collins	MH	508	761	914	1,117	1,355		166.7%	Distinction	79.3
Global Village Academy - Fort Collins	EM	326	314	363	251	177		-45.7%	Performance	60.9

Three of the four schools authorized by CSI in Poudre have an elementary school, three have a middle school, and one has a high school. As a whole, enrollment is increasing over the past five years. However, enrollment trends for Academy of Arts & Knowledge and Global Village Academy – Fort Collins have both seen decreases in enrollment over the past five years. CEC-FC is the only school that has seen consistently increasing enrollment over the past five years. Axis International Academy is not yet open.

Home-Based Education

The number of students enrolled in full time home based education has increased slightly over the past five years. Out of all PSD enrollment, 1.1% of students use home based education.

Home-Based Education Enrollment

2014-2015	2015-2016	2016-2017	2017-2018	2018-2019	Trend	5-Year Percent Change
315	309	318	320	333		5.7%

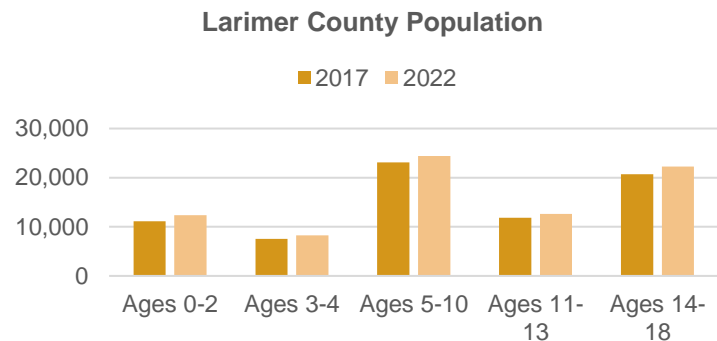
Population Estimates

Larimer County Estimates

Population estimates for Larimer County from the Environmental Systems Research Institute are listed below.

Larimer County Population

Age	2017	2022
Ages 0-2	11,100	12,341
Ages 3-4	7,565	8,284
Ages 5-10	23,079	24,382
Ages 11-13	11,849	12,591
Ages 14-18	20,667	22,243
Ages 5-18	55,595	59,216



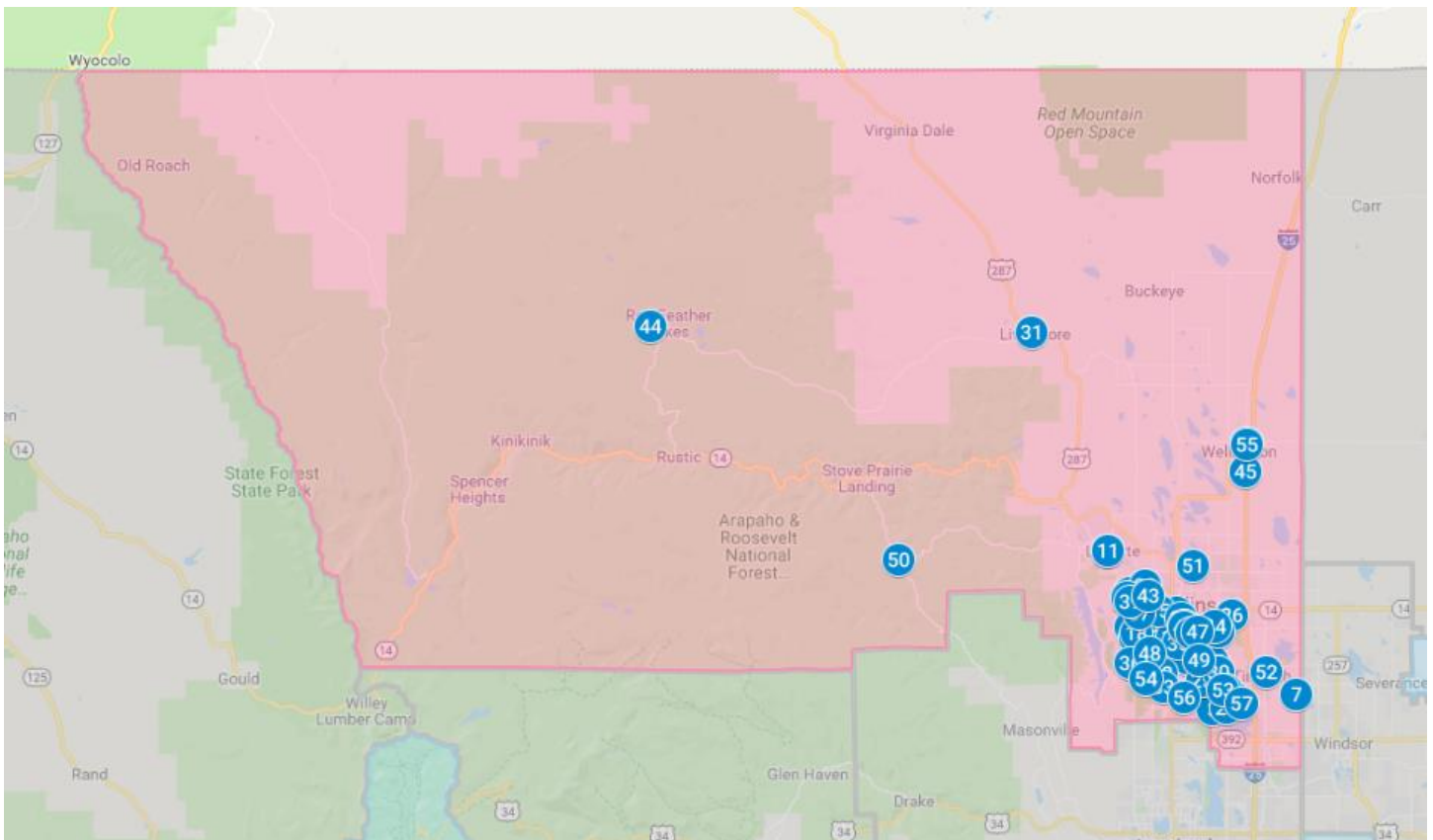
For Larimer County as a whole, population estimates show an increase of 3,621 children age 5 to 18 years old by 2022. This is an increase of approximately 720 children per year.

When looking at each age bracket, every age group's population size is expected to increase in 2022. The largest increase is in the high school age population (ages 14-18), where the student population is predicted to grow by 1,576 children by 2022. The lowest expected growth is for 3 to 4 year olds, which is predicted to grow by 719 children, followed closely by 11 to 13 year olds, which is predicted to grow by 742 children.

School Maps

Map of All Schools in Poudre

Below is a map that contains all the schools located in Poudre. Numbers 1 (Axis International Academy), 2 (Academy of Arts & Knowledge), 13 (CEC-FC), & 20 (Global Village Academy – Fort Collins) are CSI Schools. **Appendix A** has a full list of school names, along with their corresponding map number. PSD charter schools are numbers 14 (Compass Community Collaborative School), 18 (Fort Collins Montessori School), 28 (Liberty Common Charter School), 34 (Mountain Sage Community School), and 46 (Ridgeview Classical Charter Schools).

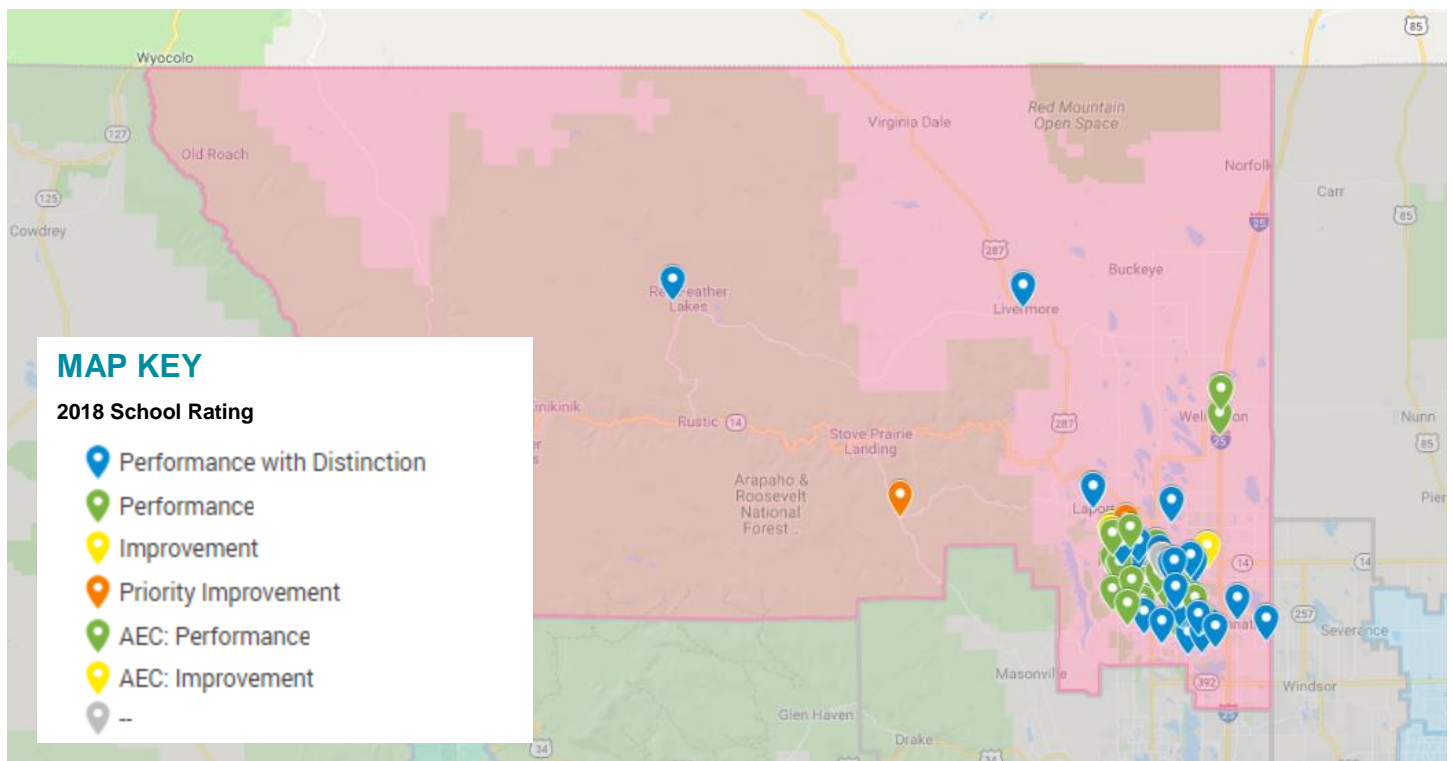


The full map is located here: <https://tinyurl.com/y8mlgvop>. To filter by school name, map number, performance rating, and more, you can select the link and click on individual dots on the map or enter the name of the school in the map search box.

Map of 2018 Statewide Percentile Rank

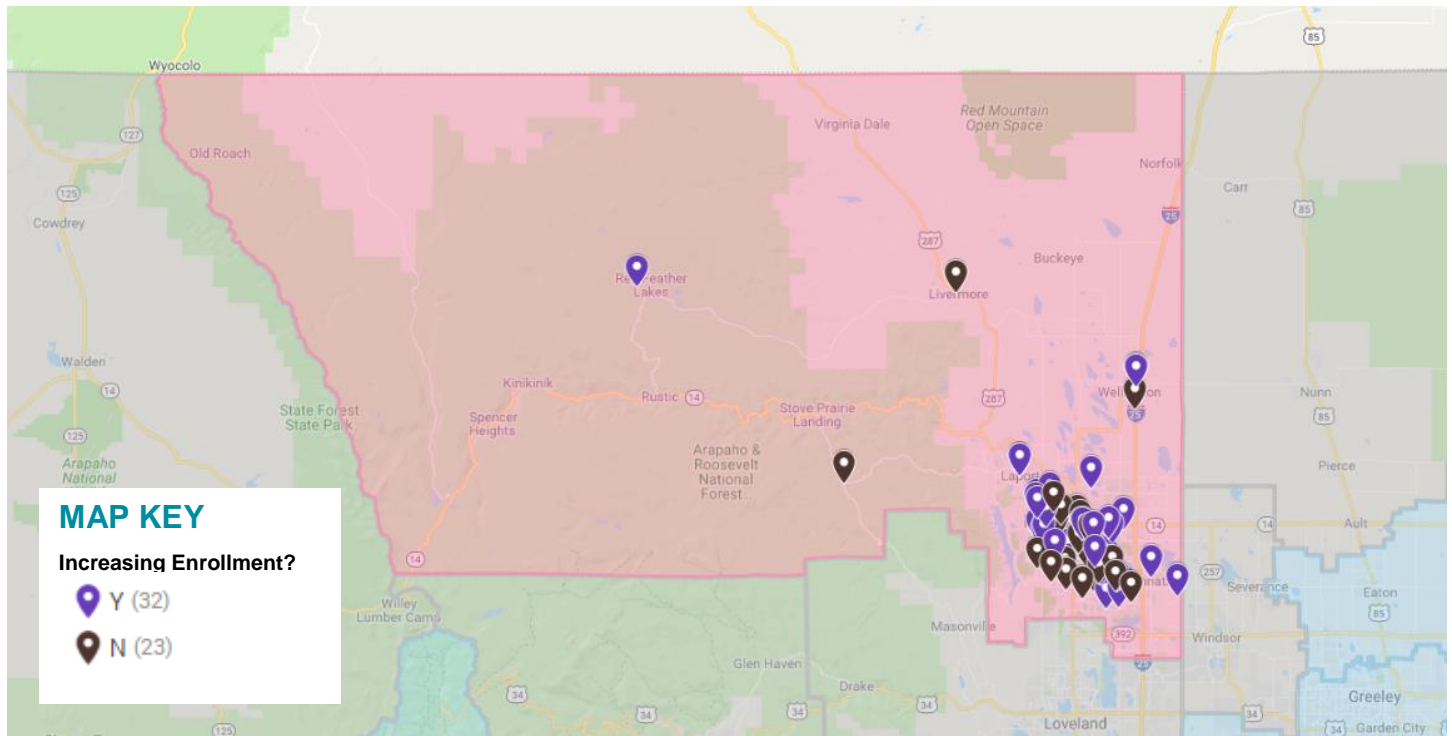
Most schools in PSD are rated as the top two performance ratings for academics. Only two schools did not receive the two highest ratings of performance or improvement. These two schools are Lincoln Middle School (#29) and Stove Prairie Elementary School (#50). Stove Prairie is located in Bellvue and has declining enrollment for the past five years. Lincoln Middle School is located in Fort Collins and has increasing enrollment.

Because schools are high performing by state rating in this district, this map uses calculated percentiles for each school based on their total percent of points earned on the School Performance Framework. To do this, each school's total percent of points earned on the achievement, growth, and postsecondary workforce readiness sections of the School Performance Framework was compared to all of the other schools across the state. Each school then received a percentile based on their performance. Schools above CSI's "Performance with Distinction" rating threshold (72.8) received a distinction rating, coded as blue. Performance is coded as green, improvement as yellow, priority improvement as orange, and no value as grey. The one no value school is the PSD homeschooling option. To see all percentile values, view **Appendix A**. 52% of schools in PSD would be considered Performance with Distinction under CSI's rating system, placing them in the top 25% of schools in Colorado.



Map of Schools with an Increase in Enrollment

The map below contains all the schools in Poudre, any schools that have decreased their enrollment size from 2014-15 to 2018-19 are marked as “N” on the map. Schools with increasing enrollment are marked as “Y”. Nearly 60% of schools have increasing enrollment over the past five years in Poudre.



Appendix A. Full List of Schools in Poudre

Map #	School District Name	School Name	2018-19 PK-12 Enrollment	5-Year Percent Change	Grades Served	Charter	2018 School Performance Rating	Statewide Percentile
1	CSI	AXIS INTERNATIONAL ACADEMY	--	--	KG-05	Yes	New School	--
2	CSI	ACADEMY OF ARTS & KNOWLEDGE	208	-17.1%	KG-05	Yes	Performance	67.1
3	Poudre	BACON ELEMENTARY SCHOOL	564	0.4%	PK-05	No	Distinction	80.3
4	Poudre	BAUDER ELEMENTARY SCHOOL	587	1.4%	PK-05	No	Performance	57.9
5	Poudre	BEATTIE ELEMENTARY SCHOOL	362	17.9%	PK-05	No	Performance	73.6
6	Poudre	BENNETT ELEMENTARY SCHOOL	481	-5.5%	KG-05	No	Distinction	88.2
7	Poudre	BETHKE ELEMENTARY SCHOOL	643	13.0%	KG-05	No	Distinction	85
8	Poudre	BLEVINS MIDDLE SCHOOL	614	10.2%	06-08	No	Performance	54.7
9	Poudre	BOLTZ MIDDLE SCHOOL	604	-3.0%	06-08	No	Performance	62.3
10	Poudre	CACHE LA POUDRE ELEMENTARY SCHOOL	328	2.2%	PK-05	No	Performance	64.5
11	Poudre	CACHE LA POUDRE MIDDLE SCHOOL	310	3.0%	06-08	No	Distinction	82.6
12	Poudre	CENTENNIAL HIGH SCHOOL	123	-9.6%	09-12	No	AEC: Performance	37.1
13	CSI	COLORADO EARLY COLLEGE FORT COLLINS	1,355	166.7%	06-12	Yes	Distinction	79.3
14	Poudre	COMPASS COMMUNITY COLLABORATIVE SCHOOL	152	--	06-10	Yes	New School	--
15	Poudre	DUNN ELEMENTARY SCHOOL	408	-0.5%	KG-05	No	Distinction	86.9
16	Poudre	EYESTONE ELEMENTARY SCHOOL	626	19.7%	PK-05	No	Performance	67.8
17	Poudre	FORT COLLINS HIGH SCHOOL	1,860	15.6%	09-12	No	Performance	67
18	Poudre	FORT COLLINS MONTESSORI SCHOOL	133	111.1%	PK-06	Yes	Performance	67.5
19	Poudre	FOSSIL RIDGE HIGH SCHOOL	2,055	5.9%	09-12	No	Distinction	82.2
20	CSI	GLOBAL VILLAGE ACADEMY - FORT COLLINS	177	-45.7%	KG-08	Yes	Performance	60.9
21	Poudre	HARRIS BILINGUAL ELEMENTARY SCHOOL	317	-3.4%	PK-05	No	Distinction	85.1
22	Poudre	IRISH ELEMENTARY SCHOOL	396	2.3%	PK-05	No	Improvement	52.9
23	Poudre	JOHNSON ELEMENTARY SCHOOL	437	-2.9%	PK-05	No	Distinction	77.6
24	Poudre	KINARD CORE KNOWLEDGE MIDDLE SCHOOL	829	2.7%	06-08	No	Distinction	89.3
25	Poudre	KRUSE ELEMENTARY SCHOOL	502	-9.4%	PK-05	No	Distinction	84.6
26	Poudre	LAUREL ELEMENTARY SCHOOL	493	9.6%	PK-05	No	Improvement	52.6
27	Poudre	LESHER MIDDLE SCHOOL	771	0.7%	06-08	No	Performance	69.4
28	Poudre	LIBERTY COMMON CHARTER SCHOOL	1,142	6.3%	KG-12	Yes	Distinction	93.5
29	Poudre	LINCOLN MIDDLE SCHOOL	615	22.0%	06-08	No	Priority Improvement	36
30	Poudre	LINTON ELEMENTARY SCHOOL	441	-7.5%	PK-05	No	Performance	61
31	Poudre	LIVERMORE ELEMENTARY SCHOOL	37	-15.9%	KG-05	No	Distinction	89.2
32	Poudre	LOPEZ ELEMENTARY SCHOOL	438	0.0%	PK-05	No	Performance	68.6
33	Poudre	MCGRAW ELEMENTARY SCHOOL	432	-13.9%	PK-05	No	Distinction	87.9
34	Poudre	MOUNTAIN SAGE COMMUNITY SCHOOL	313	54.2%	KG-08	Yes	Distinction	79.3
35	Poudre	O'DEA ELEMENTARY SCHOOL	450	-0.2%	KG-05	No	Performance	71.8
36	Poudre	OLANDER ELEMENTARY SCHOOL	439	-5.2%	PK-05	No	Performance	68.8
37	Poudre	POLARIS EXPEDITIONARY LEARNING SCHOOL	403	36.6%	KG-12	No	Distinction	74.1
38	Poudre	POUDRE COMMUNITY ACADEMY	225	192.2%	08-12	No	AEC: Improvement	29.7
39	Poudre	POUDRE HIGH SCHOOL	1,820	4.4%	09-12	No	Performance	57.1
40	Poudre	PRESTON MIDDLE SCHOOL	1,147	3.1%	06-08	No	Performance	63.9
41	Poudre	PSD GLOBAL ACADEMY	224	41.8%	KG-12	No	Distinction	74.2
42	Poudre	PSD OPTIONS SCHOOL	150	1.4%	KG-08	No	--	--
43	Poudre	PUTNAM ELEMENTARY SCHOOL	336	-10.4%	PK-05	No	Performance	66.1
44	Poudre	RED FEATHER LAKES ELEMENTARY SCHOOL	45	25.0%	KG-05	No	Distinction	84.8
45	Poudre	RICE ELEMENTARY SCHOOL	482	-1.8%	PK-05	No	Performance	73.5
46	Poudre	RIDGEVIEW CLASSICAL CHARTER SCHOOLS	703	-11.6%	KG-12	Yes	Distinction	84.2
47	Poudre	RIFFENBURGH ELEMENTARY SCHOOL	556	22.2%	KG-05	No	Distinction	76.3
48	Poudre	ROCKY MOUNTAIN HIGH SCHOOL	2,035	2.2%	09-12	No	Performance	66.3
49	Poudre	SHEPARDSON ELEMENTARY SCHOOL	415	4.8%	PK-05	No	Distinction	81.3
50	Poudre	STOVE PRAIRIE ELEMENTARY SCHOOL	34	-20.9%	KG-05	No	Priority Improvement	41.4
51	Poudre	TAVELLI ELEMENTARY SCHOOL	617	0.5%	PK-05	No	Distinction	81.1
52	Poudre	TIMNATH ELEMENTARY SCHOOL	428	27.4%	PK-05	No	Distinction	74.1
53	Poudre	TRAUT CORE ELEMENTARY SCHOOL	501	-0.2%	PK-05	No	Distinction	92.5
54	Poudre	WEBBER MIDDLE SCHOOL	779	-3.2%	06-08	No	Performance	67.4
55	Poudre	WELLINGTON MIDDLE SCHOOL	568	26.2%	06-08	No	Performance	54.1
56	Poudre	WERNER ELEMENTARY SCHOOL	507	-6.8%	KG-05	No	Distinction	87.7
57	Poudre	ZACH ELEMENTARY SCHOOL	570	-14.4%	KG-05	No	Distinction	76.6